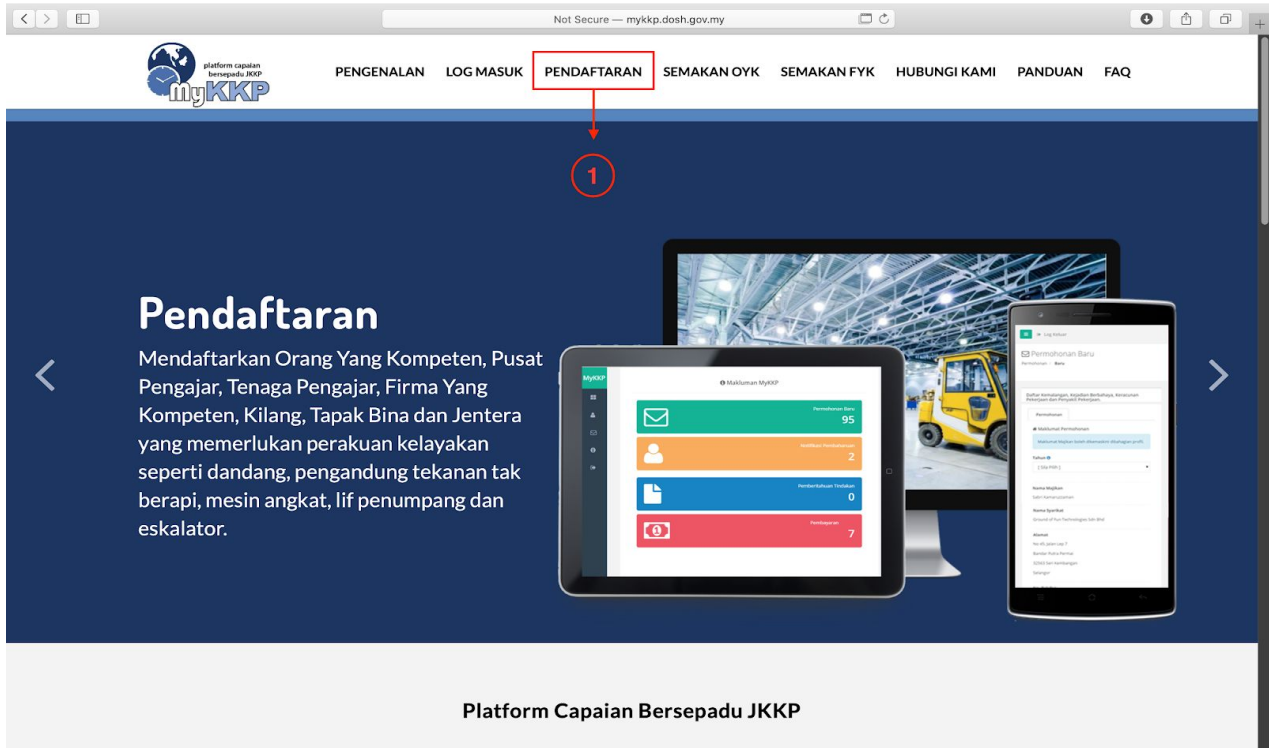


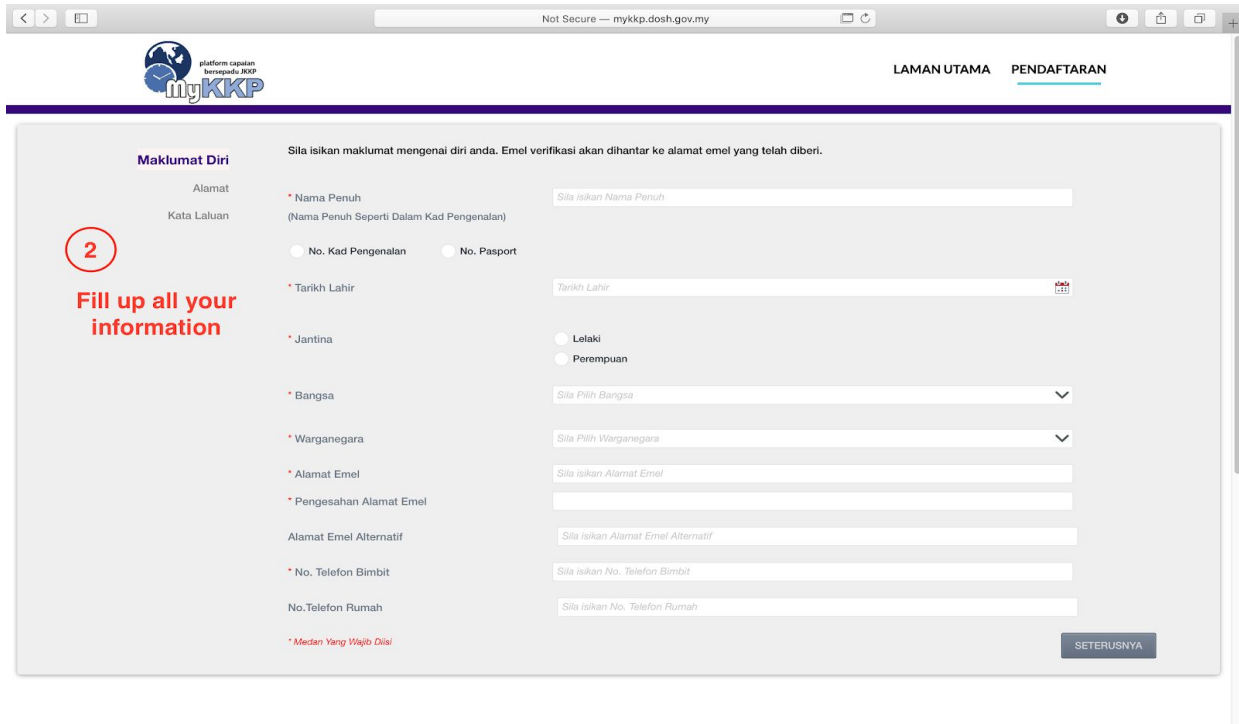
How to apply MyKKP for your air compressor?

Step 1: Go to <http://mykkp.dosh.gov.my> and click 'Pendaftaran' to sign up an account

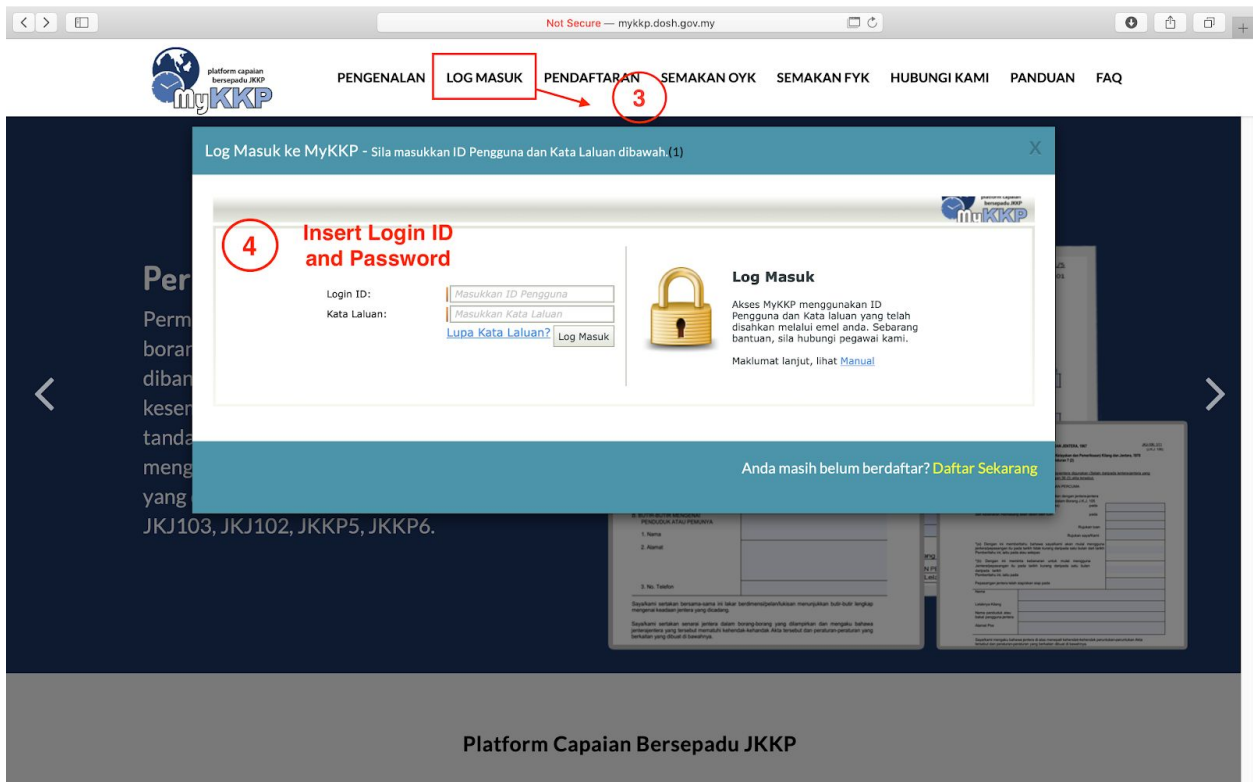


The screenshot shows the myKKP website interface. The browser address bar displays "Not Secure — mykkp.dosh.gov.my". The navigation menu includes: **PENGENALAN**, **LOG MASUK**, **PENDAFTARAN** (highlighted with a red box and a red arrow pointing to a circled '1'), **SEMAKAN OYK**, **SEMAKAN FYK**, **HUBUNGI KAMI**, **PANDUAN**, and **FAQ**. The main content area features a large blue banner with the heading **Pendaftaran** and the following text: "Mendaftarkan Orang Yang Kompeten, Pusat Pengajar, Tenaga Pengajar, Firma Yang Kompeten, Kilang, Tapak Bina dan Jentera yang memerlukan perakuan kelayakan seperti dandang, pengandung tekanan tak berapi, mesin angkat, lif penumpang dan eskalator." Below the text are images of a tablet displaying a dashboard with four cards (95, 2, 0, 7) and a smartphone displaying a registration form. At the bottom of the banner, it reads "Platform Capaian Bersepadu JKKP".

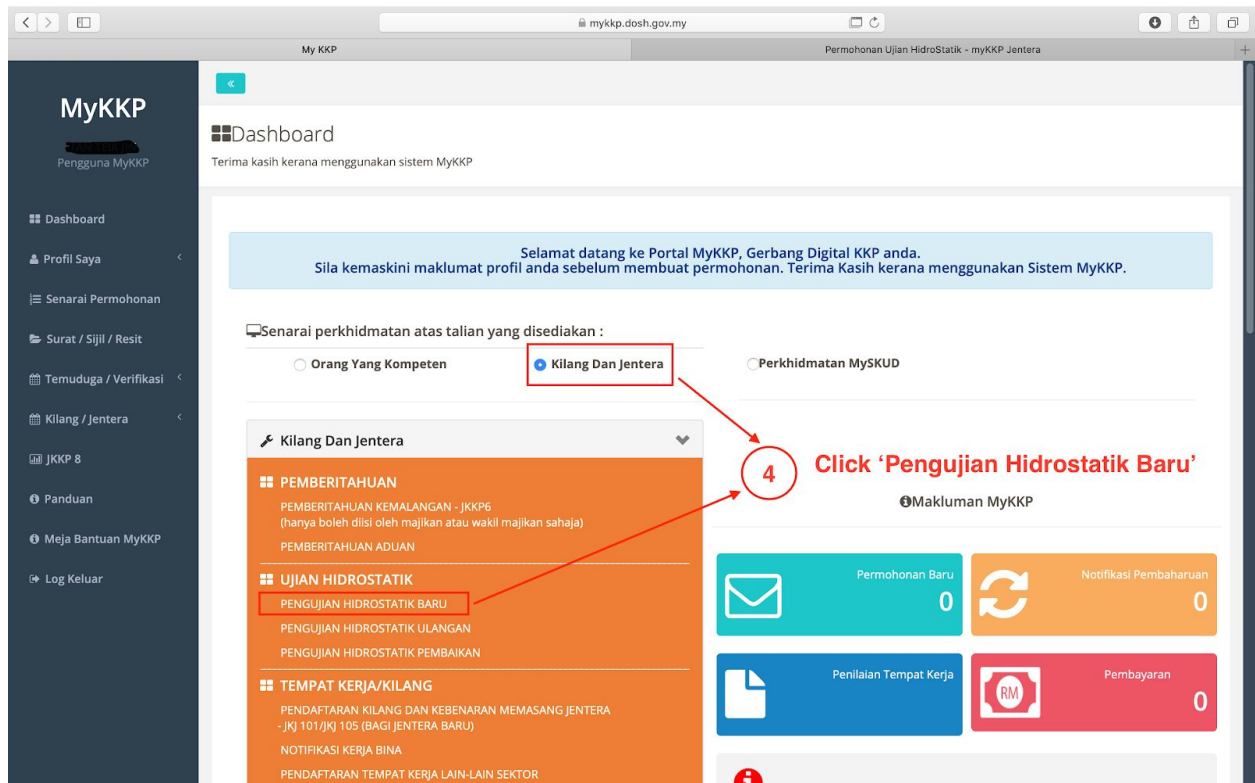
Step 2: Fill up all your information here and you will receive an email from myKKP about your login ID and password



Step 3: Login with the ID and password

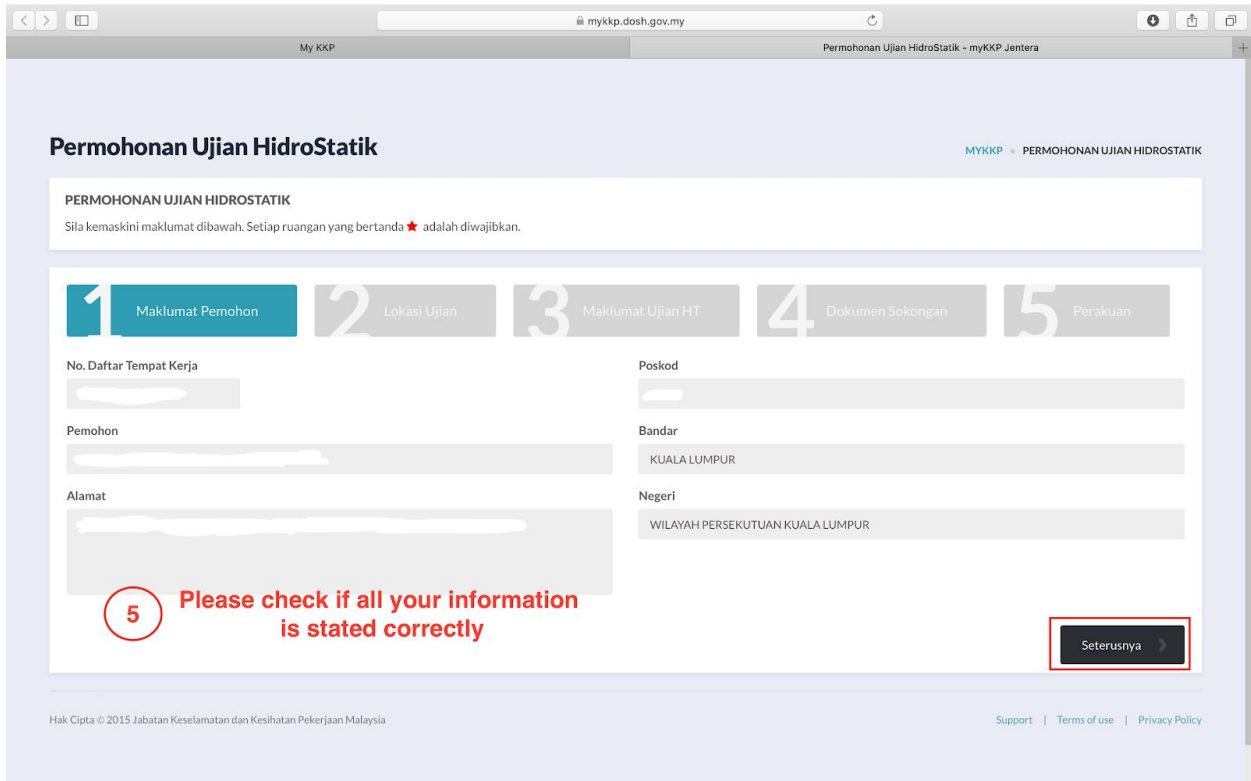


Step 4: Once you logged in, you will come to a dashboard page. Make sure 'Kilang Dan Jentera' was selected and then click 'Pengujian Hidrostatik Baru' under Ujian Hidrostatik.



The screenshot shows the MyKKP dashboard interface. The left sidebar contains navigation options: Dashboard, Profil Saya, Senarai Permohonan, Surat / Sijil / Resit, Temuduga / Verifikasi, Kilang / Jentera, JKPP 8, Panduan, Meja Bantuan MyKKP, and Log Keluar. The main content area displays a welcome message and a list of services. The 'Kilang Dan Jentera' service is selected, and the 'Pengujian Hidrostatik Baru' option is highlighted with a red box and a red arrow pointing to a circled number '4'. A red text label 'Click 'Pengujian Hidrostatik Baru'' is positioned next to the arrow. The dashboard also features a 'Makluman MyKKP' section with four cards: 'Permohonan Baru' (0), 'Notifikasi Pembaharuan' (0), 'Penilaian Tempat Kerja' (0), and 'Pembayaran' (0).

Step 5: Please check to make sure all your information is correct before you click 'Seterusnya'.



Permohonan Ujian HidroStatik MYKKP > PERMOHONAN UJIAN HIDROSTATIK

PERMOHONAN UJIAN HIDROSTATIK
Sila kemaskini maklumat dibawah. Setiap ruangan yang bertanda ★ adalah diwajibkan.

1 Maklumat Pemohon **2** Lokasi Ujian **3** Maklumat Ujian HT **4** Dokumen Sokongan **5** Perakuan

No. Daftar Tempat Kerja: [Redacted]
Poskod: [Redacted]

Pemohon: [Redacted]
Bandar: KUALA LUMPUR

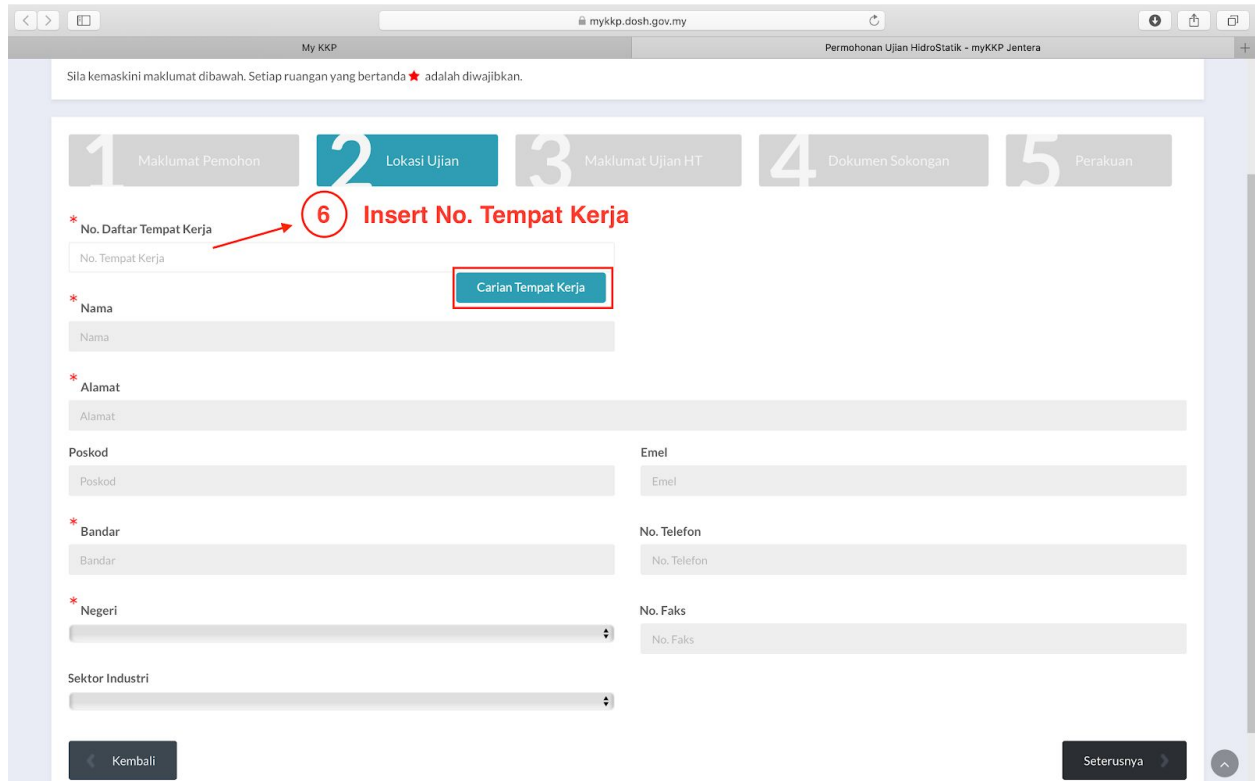
Alamat: [Redacted]
Negeri: WILAYAH PERSEKUTUAN KUALA LUMPUR

5 Please check if all your information is stated correctly

Seterusnya >

Hak Cipta © 2015 Jabatan Keselamatan dan Kesihatan Pekerjaan Malaysia [Support](#) | [Terms of use](#) | [Privacy Policy](#)

Step 6: Insert No.Tempat Kerja, then hit 'Carian Tempat Kerja'. All your information will show up and please check before you proceed to the next step.



Sila kemaskini maklumat dibawah. Setiap ruangan yang bertanda * adalah diwajibkan.

1 Maklumat Pemohon 2 Lokasi Ujian 3 Maklumat Ujian HT 4 Dokumen Sokongan 5 Perakuan

* No. Daftar Tempat Kerja

No. Tempat Kerja

Carian Tempat Kerja

* Nama

Nama

* Alamat

Alamat

Poskod

Poskod

Emel

Emel

* Bandar

Bandar

No. Telefon

No. Telefon

* Negeri

No. Faks

No. Faks

Sektor Industri

Sektor Industri

Kembali Seterusnya

Step 7: Please follow the steps below:

- Pengecualian Ujian HT:** select Tidak
- No. Kelulusan Rekabentuk:** refer the number of Ruj. Kami in Surat Kelulusan → click 'Maklumat Kelulusan Rekabentuk' → click 'Simpan'
- No. Siri & Tahun Dibina:** refer to your certificate
- Tarikh Jangkaan Ujian:** select your preferred date for testing
- Click 'Simpan'

Please check before moving on to the next.

mykjp.dosh.gov.my

My KKP | Permohonan Ujian HidroStatik - myKJP Jentera

1 Maklumat Pemohon | 2 Lokasi Ujian | **3 Maklumat Ujian HT** | 4 Dokumen Sokongan | 5 Perakuan

Jenis Ujian HT: Baru

Pengecualian Ujian HT: Ya Tidak

No. Kelulusan Rekabentuk (Contoh: 201024654(2)) - SKUDv3 atau (JKKP/2020/01-01/00001) - MySKUD

2019221542(2) → Please refer to Ruj. Kami

Maklumat Kelulusan Rekabentuk → **Lihat data SKUD

**Pemohon wajib mengisi maklumat diruangan ini.

*No Siri: BXB070014 → Please refer to your certificate

*Tarikh Jangkaan Ujian: 24/02/2021 → Select date for testing

No. Sijil Ujian Pembuat: [Empty]

*Tahun Dibina: 2018

Jenis Ujian: Hidrostatik

Simpan | Set Semula

Maklumat Ujian HT				
No Siri	Pembuat	Perihal	Tarikh Ujian	No. Rekabentuk



JABATAN KESELAMATAN DAN KESIHATAN PEKERJAAN MALAYSIA
 KEMENTERIAN SUMBER MANUSIA
 DEPARTMENT OF OCCUPATIONAL SAFETY AND HEALTH
 MINISTRY OF HUMAN RESOURCES
 Aras 1,3,4 & 5, Blok D4, Kompleks D
 Pusat Pentadbiran Kerajaan Persekutuan
 62530 PUTRAJAYA
 MALAYSIA

Jkj 130 (a) Import
 Telefon : 603-8000 8000
 Faks : 603-8889 2443
 Laman Web : www.dosh.gov.my

Ruj. Tuan : [Redacted]

Ruj. Kami : JKKP IS 127/453/2-2019221450(2)

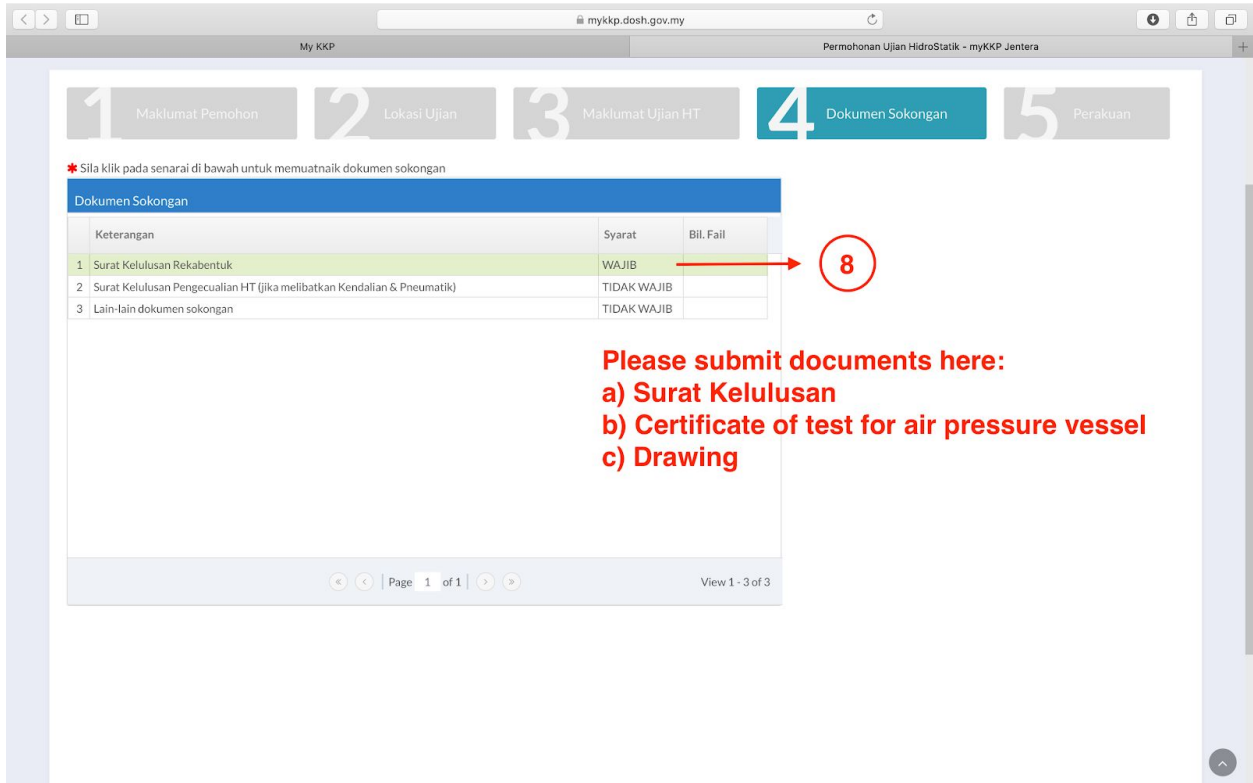
Tarikh : 03-Jul-2019

Pengurus
 TACKLY HARDWARE & MACHINERY SDN
 BHD
 12, Jalan Metro Perdana Barat 11,,
 Sri Edaran Industrial Park,,
 52100 Kuala Lumpur,
 Wilayah Persekutuan Kuala Lumpur.

Tuan,

Kelulusan Rekabentuk Bejana Tekanan Tidak Berapi
 Perkara : AIR RECEIVER.
 Ukuran : 350 ID mm x 1000 L mm x - H mm.
 No.Pelan : [Redacted]
 Model :

Step 8: We will provide all 3 documents and please submit them and click next.



* Sila klik pada senarai di bawah untuk memuatnaik dokumen sokongan

Keterangan	Syarat	Bil. Fail
1 Surat Kelulusan Rekabentuk	WAJIB	
2 Surat Kelulusan Pengecualian HT (jika melibatkan Kendalian & Pneumatik)	TIDAK WAJIB	
3 Lain-lain dokumen sokongan	TIDAK WAJIB	

Please submit documents here:
a) Surat Kelulusan
b) Certificate of test for air pressure vessel
c) Drawing

Page 1 of 1 | View 1 - 3 of 3

Step 9: Last step, please review and you're all set.